

Scaled data based on original data using  
LM-79-08 Approved Method: Electrical and Photometric Measurements of Solid-  
State Lighting Products

Test Report Prepared for  
Cooper Lighting Solutions  
(formerly Eaton)

Brand: McGRAW-EDISON

Report Number: P271824

Luminaire Tested: **ISW-AF-350-LED-E1-SL4-7027-ULG**

Issue Date: 3/3/2020

**Test Information**

Test Method: LM-79-08  
Report Number: P271824  
TEST IS SCALED FROM IESNA LM-79-08 TEST DATA (P35947)-DOWNLIGHT AND  
Test Lab: INNOVATION CENTER-P3  
Issue Date: 3/3/2020  
Manufacturer: COOPER LIGHTING SOLUTIONS (FORMERLY EATON)  
Product Line: MCGRAW-EDISON  
Catalog Number: ISW-AF-350-LED-E1-SL4-7027-ULG  
Description: IMPACT ELITE LED WEDGE LUMINAIRE WITH UPLIGHT  
LIGHT SQUARE WITH ACCULED OPTICS-TYPE IV W/SPILL CONTROL, WITH UPLIGHT  
GLOW  
Light Source: (16) 2700K CCT, 70 CRI LEDs and (1) UPLIGHT LED  
Ballast/Driver: ELECTRONIC DRIVER

**Summary**

Lumens per Lamp: N/A  
Luminaire Lumens: 3645.6 lumens  
Efficiency: N/A  
Efficacy: 99.1 lumens/watt  
Luminous Opening: Rectangular w/ Sides (W: 0.5' x L: 0.5' x H: 0.54')  
IES Classification: Type IV - Short - Non-Cutoff  
BUG Rating: B0 - U5 - G1  
  
Input Watts (W): 36.79  
Input Voltage (V): 120  
Input Current (Ain): NR  
Voltage Rise (V): NR  
Power Factor: NR  
Total Harmonic Distortion (THDi): NR  
Frequency (hertz): 60  
Stabilization Time: NR  
Operation Time: NR  
Ambient Temperature (°C): NR  
Test Distance: 25 FT

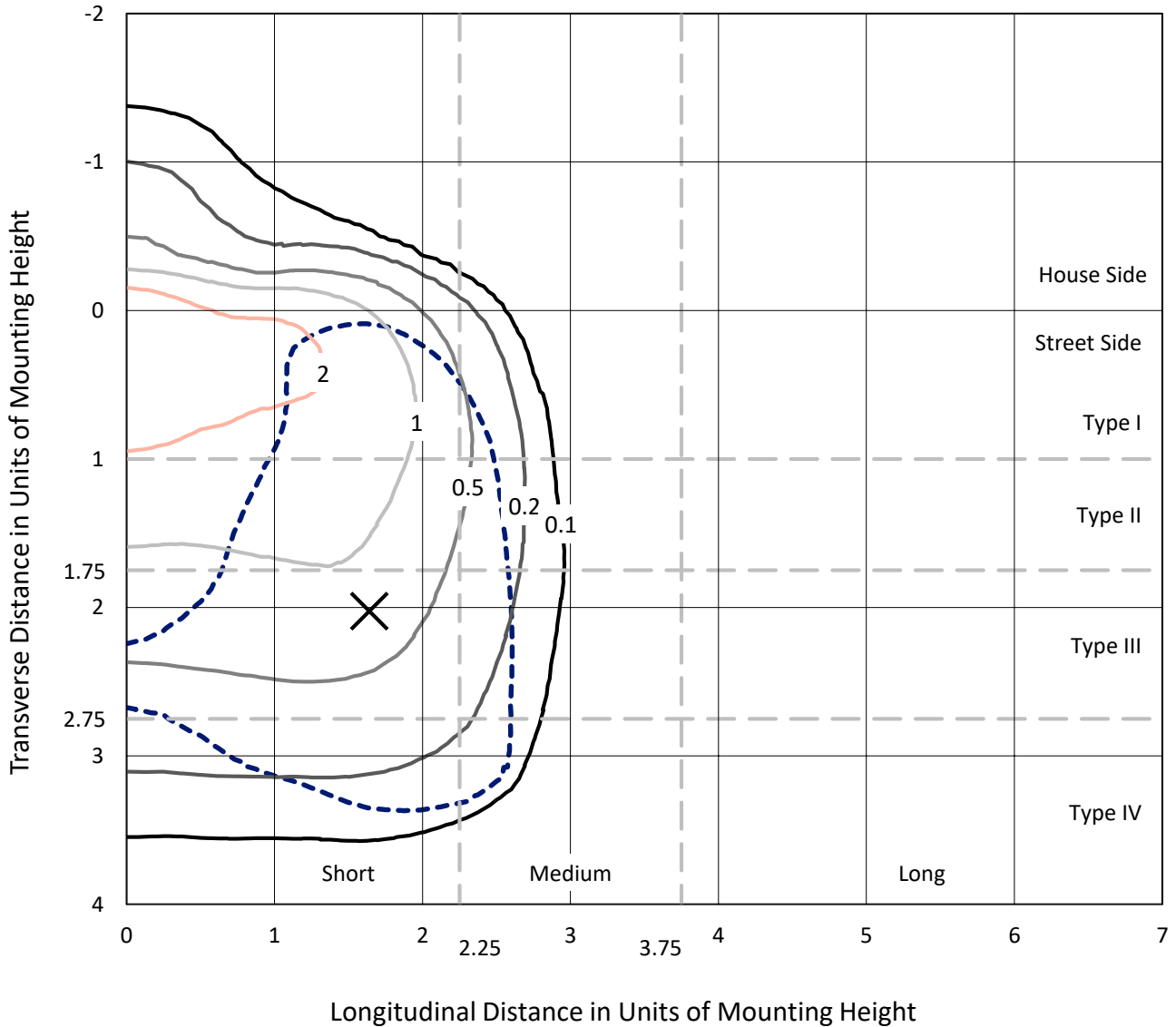


REPORT NUMBER: P271824

CATALOG NUMBER: ISW-AF-350-LED-E1-SL4-7027-ULG

### Iso-Footcandle Lines of Horizontal Illumination

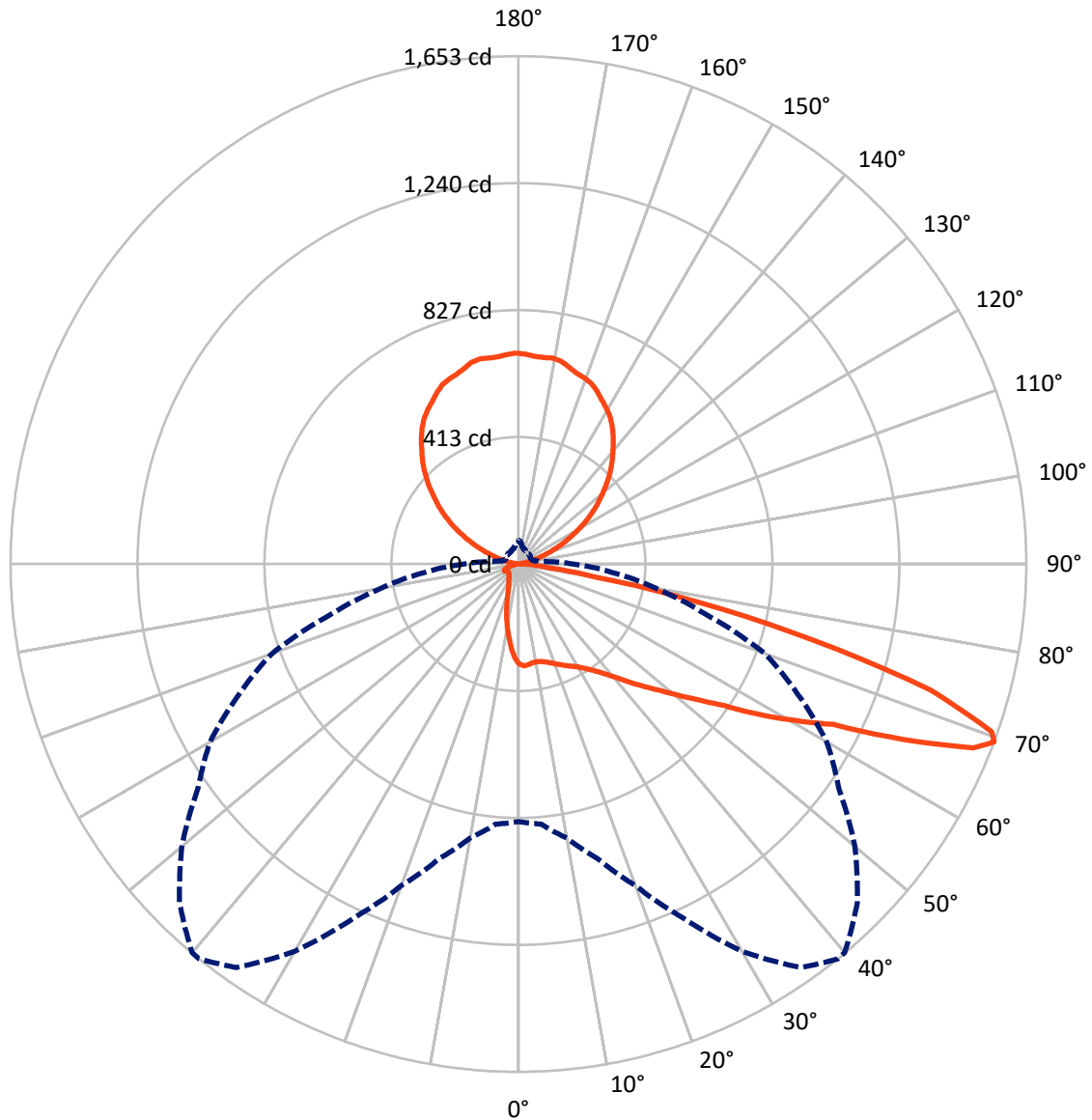
✕ Max cd  
 - - - 1/2 Max cd



Based on 10 foot mounting height. Maximum calculated value = 3.3 fc  
 Type IV - Short - Non-Cutoff

REPORT NUMBER: P271824  
CATALOG NUMBER: ISW-AF-350-LED-E1-SL4-7027-ULG

### Luminous Intensity Polar Plot



— Vertical Plane Through 39-Deg Lateral    - - - Horizontal Cone Through 69-Deg Vertical

REPORT NUMBER: P271824

CATALOG NUMBER: ISW-AF-350-LED-E1-SL4-7027-ULG

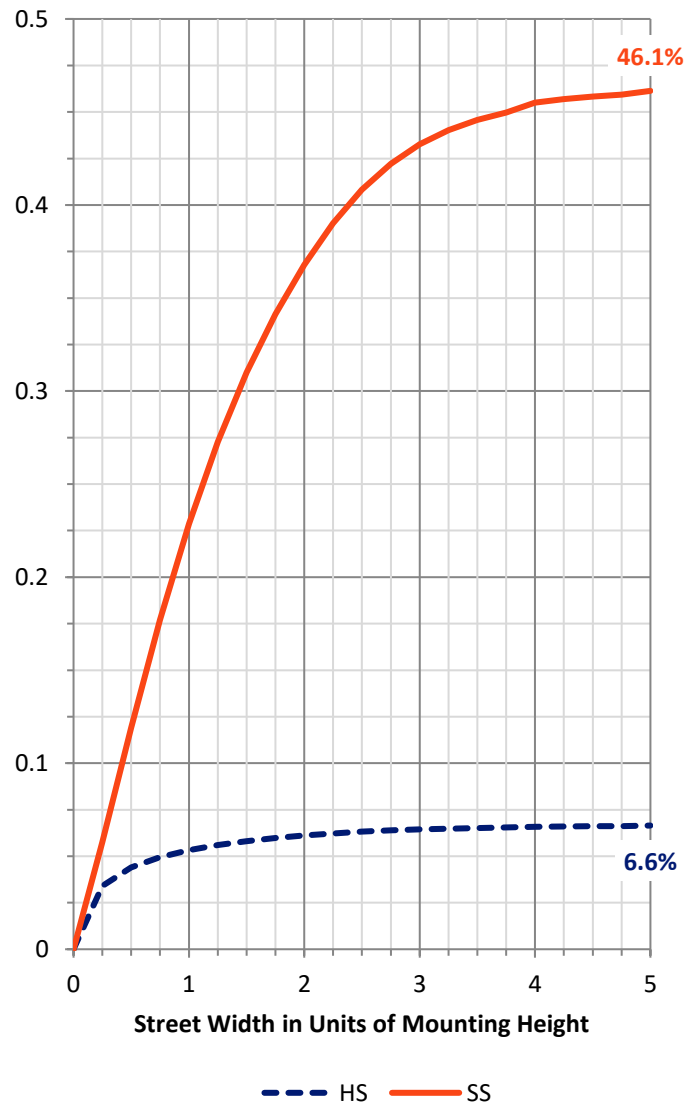
**FLUX DISTRIBUTION:**

		Downward	Upward	Total
<b>House Side</b>	Lumens	246.2	851.6	1097.7
	% Fixture	6.8	23.4	30.1
<b>Street Side</b>	Lumens	1695.9	852.0	2547.9
	% Fixture	46.5	23.4	69.9
<b>Total</b>	Lumens	1942.1	1703.5	3645.6
	% Fixture	53.3	46.7	100.0

**Coefficient of Utilization**

**ZONAL LUMENS:**

Zone	Lumens	% Fixture
0°-10°	28.1	0.8
10°-20°	70.8	1.9
20°-30°	110.2	3.0
30°-40°	166.5	4.6
40°-50°	266.5	7.3
50°-60°	418.8	11.5
60°-70°	563.9	15.5
70°-80°	279.7	7.7
80°-90°	37.7	1.0
90°-100°	9.6	0.3
100°-110°	56.3	1.5
110°-120°	163.0	4.5
120°-130°	268.1	7.4
130°-140°	330.6	9.1
140°-150°	338.2	9.3
150°-160°	284.9	7.8
160°-170°	187.6	5.1
170°-180°	65.0	1.8
0°-90°	1942.1	53.3
0°-180°	3645.6	100.0



REPORT NUMBER: P271824

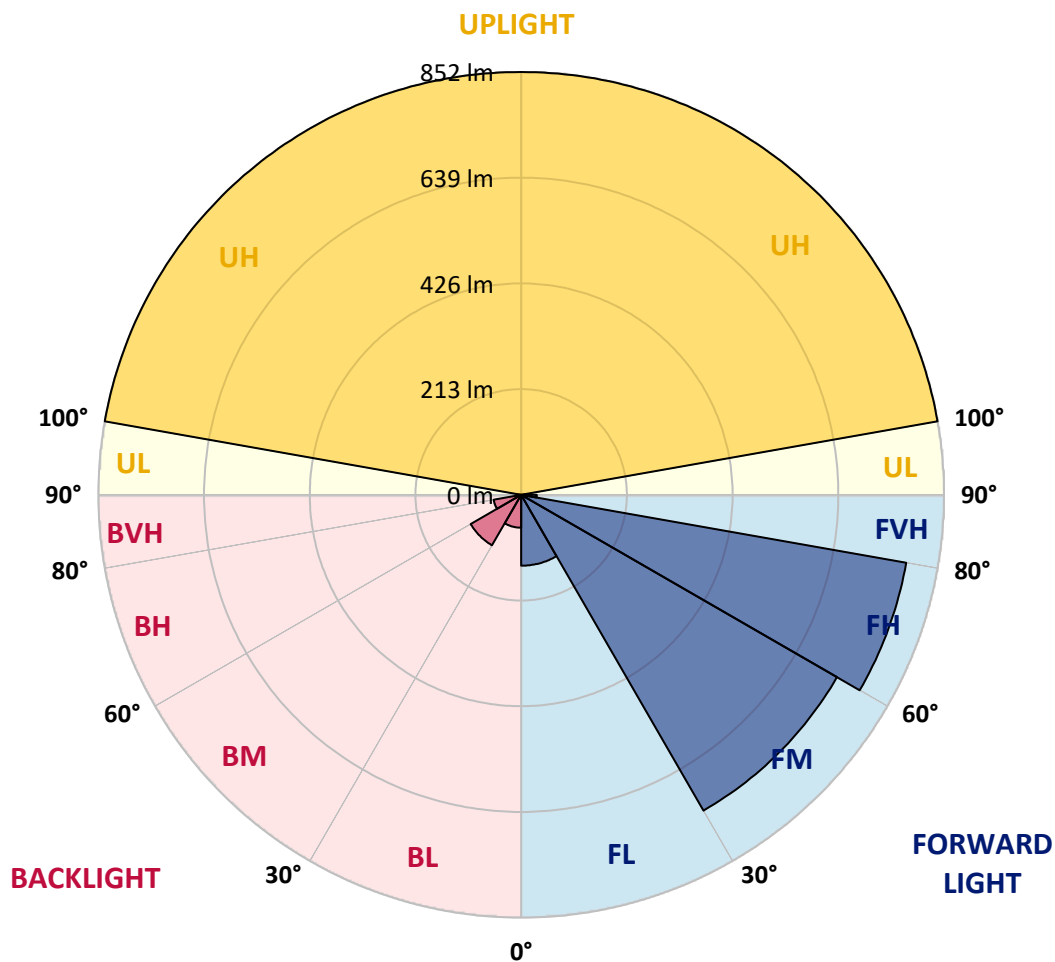
CATALOG NUMBER: ISW-AF-350-LED-E1-SL4-7027-ULG

**LUMINAIRE CLASSIFICATION SYSTEM LUMEN TABLE AND BUG RATING:**

Zone		Lumens	% Fixture	Zone Rating/Lumen Limit		
				B	U	G
FL	(0°-30°)	142.8	3.9			
FM	(30°-60°)	734.4	20.1			
FH	(60°-80°)	787.3	21.6			G1/1800
FVH	(80°-90°)	31.5	0.9			G1/100
BL	(0°-30°)	66.3	1.8	B0/110		
BM	(30°-60°)	117.4	3.2	B0/220		
BH	(60°-80°)	56.2	1.5	B0/110		G0/110
BVH	(80°-90°)	6.3	0.2			G0/10
UL	(90°-100°)	9.6	0.3		U1/10	
UH	(100°-180°)	851.6	23.4		U4/1000	

**BUG Rating: B0-U5-G1**

Type IV Short





REPORT NUMBER: P271824

CATALOG NUMBER: ISW-AF-350-LED-E1-SL4-7027-ULG

**CANDELA DISTRIBUTION (FULL):**

	0°	5°	10°	15°	20°	25°	30°	35°	39°	40°	45°
0°	325.2	325.2	325.2	325.2	325.2	325.2	325.2	325.2	325.2	325.2	325.2
2.5°	333.1	333.5	333.5	333.7	332.5	332.5	332.8	331.6	332.1	331.8	330.3
5°	333.7	334.0	333.7	334.0	332.5	331.8	330.6	329.0	329.6	329.3	327.2
7.5°	332.1	332.5	331.8	332.1	330.3	329.0	327.2	325.8	324.8	324.6	321.8
10°	328.7	329.6	328.4	329.3	327.7	326.4	325.5	324.3	323.6	323.3	320.2
12.5°	323.6	324.3	324.6	325.8	325.8	326.2	326.2	325.2	325.5	325.2	322.7
15°	318.9	321.1	323.3	324.6	327.2	328.7	329.9	329.6	330.6	330.3	328.7
17.5°	318.9	320.8	324.6	328.7	333.5	335.6	337.5	337.5	337.9	337.1	334.7
20°	320.2	323.6	329.9	336.9	342.5	346.9	348.3	347.9	346.7	346.7	342.3
22.5°	330.6	332.8	339.6	347.3	355.1	359.5	360.0	359.0	356.4	355.8	350.4
25°	345.4	347.9	354.2	363.9	369.9	373.4	372.4	369.3	366.8	364.6	359.0
27.5°	368.3	370.3	376.6	383.1	386.7	387.9	384.1	379.7	376.9	375.9	368.3
30°	392.0	394.5	399.6	403.7	406.6	402.7	396.7	391.8	389.1	388.6	381.6
32.5°	421.0	421.3	424.8	425.8	426.1	419.8	411.5	406.8	405.9	404.7	399.3
35°	447.4	449.1	448.4	448.2	445.3	437.4	430.5	427.6	426.7	426.3	421.9
37.5°	471.1	473.7	472.1	469.3	465.7	459.4	452.2	449.1	452.2	450.3	451.3
40°	494.1	494.1	492.2	490.7	486.5	480.5	478.1	478.3	483.4	484.6	485.9
42.5°	514.0	513.7	511.8	510.5	509.9	508.6	507.4	513.3	523.2	525.0	527.8
45°	535.7	535.4	528.1	530.7	535.1	536.0	540.4	554.3	566.3	567.2	573.2
47.5°	556.8	554.3	547.3	549.9	562.5	569.2	576.4	595.8	612.6	616.1	632.8
50°	578.9	576.4	568.8	573.5	591.2	603.4	620.5	647.6	670.6	675.3	697.1
52.5°	601.9	601.5	595.6	602.9	624.6	649.5	676.2	706.9	734.8	740.8	773.0
55°	629.6	628.1	625.5	634.3	665.3	698.6	740.6	782.2	812.7	823.5	855.8
57.5°	660.8	660.2	660.5	678.8	715.9	766.7	818.1	874.1	924.5	932.1	962.4
60°	687.9	689.2	696.5	725.1	771.7	840.5	912.6	988.6	1033.3	1041.1	1070.8
62.5°	721.0	728.3	744.3	780.5	835.4	918.6	1012.2	1092.6	1150.2	1166.3	1222.3
65°	800.4	806.0	836.1	879.8	949.8	1056.2	1163.8	1280.6	1375.8	1390.4	1438.5
67.5°	858.4	873.0	919.9	991.4	1092.6	1228.7	1376.1	1517.7	1597.9	1604.6	1570.9
69°	838.2	850.2	905.7	992.0	1114.0	1272.4	1455.8	1603.7	1653.2	1651.9	1560.2
70°	807.4	818.4	879.5	963.3	1096.0	1267.4	1457.1	1604.4	1634.3	1622.9	1518.0
72.5°	676.2	686.0	743.3	831.0	959.6	1129.7	1308.4	1408.9	1402.6	1393.2	1219.9
75°	422.2	421.7	471.7	522.5	622.3	794.4	927.4	1008.1	995.1	988.0	783.1
77.5°	157.9	168.9	187.2	241.7	287.6	380.7	488.0	577.9	602.9	571.1	421.7
80°	82.3	88.2	100.3	119.5	137.4	157.2	189.0	243.4	251.7	234.7	170.2
82.5°	64.9	72.1	84.1	100.5	113.2	105.6	99.6	103.0	102.4	97.6	86.7
85°	49.1	57.7	77.3	94.0	111.9	94.5	75.3	65.8	58.6	58.9	62.7
87.5°	24.5	31.8	60.8	81.9	97.4	62.7	49.1	38.1	31.8	30.5	41.0
90°	12.5	12.5	18.1	23.0	29.5	18.9	18.5	16.0	13.5	13.4	16.3
92.5°	4.0	4.0	4.4	4.9	5.4	5.9	5.9	5.9	5.9	5.9	5.9
95°	4.9	4.9	5.4	5.9	6.4	6.8	6.8	6.8	6.8	6.8	6.8
97.5°	6.8	6.8	7.4	7.8	7.8	7.8	8.4	8.8	8.8	8.8	8.8
100°	7.8	7.8	8.4	8.8	9.3	9.8	10.8	11.8	15.3	16.2	20.6
102.5°	10.8	10.8	11.8	12.8	15.2	17.7	22.1	26.5	31.6	32.9	39.3
105°	20.6	21.6	24.1	26.5	30.9	35.3	41.2	47.1	53.0	54.4	61.8
107.5°	40.2	41.2	44.6	48.1	52.6	57.0	64.3	71.7	77.5	79.1	86.3



REPORT NUMBER: P271824

CATALOG NUMBER: ISW-AF-350-LED-E1-SL4-7027-ULG

**CANDELA DISTRIBUTION (continued):**

	0°	5°	10°	15°	20°	25°	30°	35°	39°	40°	45°
110°	64.8	66.7	69.7	72.7	79.1	85.4	92.7	100.1	104.8	106.0	111.9
112.5°	97.2	97.2	100.6	104.0	111.4	118.8	125.1	131.5	135.0	135.9	140.3
115°	137.4	136.5	140.3	144.3	150.2	156.0	160.4	164.9	167.3	167.8	170.8
117.5°	180.6	180.6	183.1	185.5	189.5	193.3	195.8	198.3	199.4	199.7	201.2
120°	220.8	218.8	220.4	221.8	225.3	228.7	230.7	232.6	235.0	235.5	238.5
122.5°	258.2	255.2	255.7	256.2	259.1	262.0	264.0	266.0	268.3	269.0	271.8
125°	292.5	288.5	289.5	290.5	291.9	293.5	296.4	299.3	301.3	301.8	304.3
127.5°	323.9	322.9	322.9	322.9	324.8	326.8	329.8	332.7	333.1	333.2	333.7
130°	356.3	354.3	354.8	355.3	357.3	359.2	361.2	363.2	363.9	364.2	365.1
132.5°	388.7	386.7	386.2	385.7	389.7	393.5	395.1	396.5	396.9	397.1	397.5
135°	421.0	418.1	418.1	418.1	421.0	424.0	425.4	427.0	427.8	428.0	428.9
137.5°	451.5	448.5	449.5	450.5	450.9	451.5	453.5	455.4	457.0	457.3	459.3
140°	479.0	476.0	477.0	478.0	479.0	480.0	481.0	481.9	484.3	484.8	487.8
142.5°	508.4	505.5	506.5	507.5	507.9	508.4	509.9	511.3	512.9	513.3	515.3
145°	539.8	535.9	534.9	534.0	535.4	536.8	538.4	539.8	540.2	540.3	540.8
147.5°	564.3	561.4	560.9	560.5	561.9	563.3	563.3	563.3	563.8	563.9	564.3
150°	584.0	581.0	581.6	582.0	582.0	582.0	582.0	582.0	582.0	582.0	582.0
152.5°	599.7	596.7	596.7	596.7	597.2	597.7	598.2	598.7	598.7	598.7	598.7
155°	617.3	613.5	613.5	613.5	614.4	615.4	616.9	618.3	617.6	617.3	616.3
157.5°	634.0	631.1	631.1	631.1	631.6	632.0	633.0	634.0	633.7	633.6	633.0
160°	650.7	647.8	647.3	646.8	645.3	643.8	643.4	642.8	642.8	642.8	642.8
162.5°	660.5	656.6	656.6	656.6	654.7	652.7	650.7	648.8	649.6	649.7	650.7
165°	668.4	665.5	664.5	663.5	663.5	663.5	662.1	660.5	660.5	660.5	660.5
167.5°	677.2	674.3	672.8	671.3	672.3	673.3	674.3	675.3	674.1	673.8	672.3
170°	685.0	682.2	680.6	679.2	679.2	679.2	679.7	680.2	679.4	679.2	678.2
172.5°	686.0	684.1	683.1	682.2	681.2	680.2	678.7	677.2	677.2	677.2	677.2
175°	687.0	685.0	684.6	684.1	683.1	682.2	680.2	678.2	677.8	677.7	677.2
177.5°	693.9	692.0	689.4	687.0	686.6	686.0	685.0	684.1	683.3	683.1	682.2
180°	687.0	687.0	687.0	687.0	687.0	687.0	687.0	687.0	687.0	687.0	687.0





REPORT NUMBER: P271824

CATALOG NUMBER: ISW-AF-350-LED-E1-SL4-7027-ULG

**CANDELA DISTRIBUTION (continued):**

	50°	55°	60°	65°	70°	75°	80°	85°	90°	95°	100°
0°	325.2	325.2	325.2	325.2	325.2	325.2	325.2	325.2	325.2	325.2	325.2
2.5°	329.0	329.0	328.4	328.0	327.2	325.8	324.8	323.3	322.4	320.8	318.9
5°	324.8	323.6	323.0	321.8	319.9	318.3	316.5	314.1	311.6	308.5	305.1
7.5°	319.5	317.6	315.5	314.8	312.6	310.7	308.5	305.3	301.9	296.2	291.8
10°	317.3	315.5	313.6	312.3	309.5	307.2	304.7	300.7	296.2	288.6	280.5
12.5°	319.5	317.6	315.8	313.6	311.0	308.5	305.1	300.0	294.0	284.2	274.2
15°	324.8	323.0	319.9	317.6	314.1	312.0	307.2	301.7	292.8	280.8	267.5
17.5°	330.8	328.0	325.2	321.8	318.6	315.8	310.7	303.4	292.5	278.3	261.2
20°	336.5	333.5	329.0	326.4	323.3	319.2	313.9	305.1	291.8	273.3	254.6
22.5°	343.2	339.1	334.3	331.6	329.0	325.5	319.2	307.8	291.8	270.4	247.0
25°	351.7	346.4	341.5	338.8	337.1	334.7	327.2	314.5	294.0	268.9	240.7
27.5°	361.7	354.8	350.8	348.8	348.5	346.7	339.1	323.3	299.0	268.9	234.7
30°	373.8	367.8	362.4	362.4	366.1	364.9	356.4	336.9	307.0	269.7	230.3
32.5°	390.4	384.5	381.3	384.5	388.6	389.9	380.1	356.1	319.9	274.2	225.9
35°	414.9	411.2	409.0	413.8	421.9	425.1	413.1	384.7	338.8	282.7	223.4
37.5°	447.4	444.6	441.8	450.1	465.4	471.7	454.5	417.8	365.9	296.8	222.2
40°	484.6	484.9	488.0	504.5	519.3	532.5	513.0	467.9	403.0	317.0	223.4
42.5°	528.8	532.2	542.9	565.7	594.3	604.6	585.9	528.5	449.3	341.3	226.6
45°	583.6	592.7	611.0	644.7	679.4	695.5	668.7	604.6	507.6	380.1	235.4
47.5°	641.9	662.1	693.0	733.9	774.2	784.7	751.6	673.7	564.8	414.4	248.9
50°	716.6	741.2	772.0	821.2	864.1	870.4	826.6	737.7	614.5	444.3	261.9
52.5°	786.3	819.6	859.0	916.1	959.6	951.7	894.9	794.7	653.9	464.9	269.1
55°	881.3	916.1	960.5	1010.3	1053.4	1034.6	957.1	843.3	685.4	480.0	271.3
57.5°	990.1	1016.6	1060.1	1111.1	1139.5	1107.0	1018.2	890.5	715.3	480.2	254.0
60°	1096.9	1127.8	1175.7	1225.8	1241.5	1185.5	1060.7	897.8	685.7	428.6	203.3
62.5°	1255.1	1286.4	1310.5	1318.8	1290.4	1177.6	1011.2	821.2	591.2	338.1	144.0
65°	1431.9	1396.7	1349.6	1305.6	1228.3	1056.9	872.0	674.6	458.9	225.9	99.3
67.5°	1478.3	1370.8	1268.7	1170.4	1026.3	841.7	657.6	474.6	294.4	128.5	67.5
69°	1430.0	1273.1	1159.4	1003.4	854.6	629.9	453.1	304.1	175.9	89.5	56.4
70°	1341.8	1178.6	1024.4	857.4	662.1	481.2	301.2	199.2	114.7	65.3	50.8
72.5°	1012.5	809.6	624.0	405.2	247.0	137.1	96.4	69.0	54.4	47.9	43.5
75°	585.4	389.9	255.3	136.1	80.7	59.8	52.3	46.6	43.2	41.6	37.8
77.5°	247.0	154.4	104.7	76.5	54.2	46.4	40.3	37.2	36.9	35.9	32.5
80°	112.5	96.4	82.3	57.7	41.3	35.3	30.9	30.3	30.9	29.9	26.5
82.5°	83.5	82.3	68.7	44.5	31.5	23.6	19.2	20.1	22.6	24.5	21.4
85°	69.7	69.7	57.7	33.1	20.8	15.1	14.8	16.7	19.0	20.5	17.3
87.5°	64.0	61.4	33.1	17.0	11.9	9.8	9.2	8.2	8.2	14.1	11.9
90°	13.1	9.7	9.4	10.2	10.4	10.2	9.7	8.4	8.4	8.4	9.4
92.5°	6.4	6.8	6.8	6.8	6.4	5.9	5.9	5.9	5.9	5.9	5.9
95°	6.8	6.8	7.4	7.8	7.4	6.8	6.8	6.8	6.8	6.8	6.8
97.5°	10.3	11.8	10.8	9.8	9.3	8.8	8.4	7.8	7.8	7.8	8.4
100°	24.5	28.5	26.9	25.5	24.1	22.5	20.6	18.7	18.7	18.7	20.6
102.5°	44.2	49.0	47.6	46.2	43.7	41.2	39.7	38.3	37.3	38.3	39.7
105°	66.3	70.7	69.7	68.7	66.3	63.8	61.8	59.8	59.8	59.8	61.8
107.5°	89.8	93.2	92.7	92.3	90.3	88.3	86.9	85.4	84.4	85.4	86.9



REPORT NUMBER: P271824

CATALOG NUMBER: ISW-AF-350-LED-E1-SL4-7027-ULG

**CANDELA DISTRIBUTION (continued):**

	50°	55°	60°	65°	70°	75°	80°	85°	90°	95°	100°
110°	114.8	117.8	118.3	118.8	117.8	116.8	115.3	113.8	114.8	113.8	115.3
112.5°	142.8	145.3	146.2	147.2	146.7	146.2	145.3	144.3	144.3	144.3	145.3
115°	173.2	175.7	177.1	178.7	177.1	175.7	174.7	173.7	174.7	173.7	174.7
117.5°	204.2	207.1	209.0	211.0	208.6	206.1	205.2	204.2	205.2	204.2	205.2
120°	239.9	241.5	243.4	245.3	242.9	240.5	239.5	238.5	238.5	238.5	239.5
122.5°	272.8	273.8	275.8	277.8	275.3	272.8	271.8	270.9	271.8	270.9	271.8
125°	305.7	307.2	308.2	309.2	306.7	304.3	304.3	304.3	304.3	304.3	304.3
127.5°	336.1	338.6	339.1	339.6	339.6	339.6	339.1	338.6	340.5	338.6	339.1
130°	367.6	370.0	372.0	374.0	374.0	374.0	373.0	372.0	373.0	372.0	373.0
132.5°	400.5	403.4	405.9	408.3	407.3	406.3	406.3	406.3	407.3	406.3	406.3
135°	431.8	434.8	437.3	439.7	439.2	438.7	440.2	441.7	442.7	441.7	440.2
137.5°	461.8	464.2	465.2	466.2	466.7	467.2	469.6	472.1	473.0	472.1	469.6
140°	489.3	490.7	491.7	492.7	493.7	494.7	497.1	499.5	501.5	499.5	497.1
142.5°	516.3	517.2	520.2	523.2	523.2	523.2	523.6	524.1	526.0	524.1	523.6
145°	543.3	545.7	548.7	551.6	551.1	550.6	549.1	547.7	549.7	547.7	549.1
147.5°	566.8	569.3	571.7	574.2	574.6	575.2	573.7	572.2	574.2	572.2	573.7
150°	584.0	586.0	587.4	588.9	590.4	591.8	593.3	594.8	598.7	594.8	593.3
152.5°	599.2	599.7	601.1	602.7	604.6	606.5	609.1	611.5	616.3	611.5	609.1
155°	615.4	614.4	616.9	619.3	621.8	624.2	625.2	626.2	629.2	626.2	625.2
157.5°	632.6	632.0	634.0	636.0	637.0	638.0	638.0	638.0	642.8	638.0	638.0
160°	644.4	645.8	648.8	651.7	650.2	648.8	648.3	647.8	653.7	647.8	648.3
162.5°	652.7	654.7	656.6	658.5	658.1	657.6	656.6	655.7	661.5	655.7	656.6
165°	660.1	659.5	662.1	664.5	665.9	667.4	666.5	665.5	669.3	665.5	666.5
167.5°	668.9	665.5	668.4	671.3	673.3	675.3	675.3	675.3	681.2	675.3	675.3
170°	675.7	673.3	674.8	676.2	678.7	681.2	682.2	683.1	688.0	683.1	682.2
172.5°	676.7	676.2	677.7	679.2	680.2	681.2	682.2	683.1	688.0	683.1	682.2
175°	677.2	677.2	679.7	682.2	682.6	683.1	682.2	681.2	686.0	681.2	682.2
177.5°	681.6	681.2	683.6	686.0	687.0	688.0	686.6	685.0	689.0	685.0	686.6
180°	687.0	687.0	687.0	687.0	687.0	687.0	687.0	687.0	687.0	687.0	687.0



REPORT NUMBER: P271824

CATALOG NUMBER: ISW-AF-350-LED-E1-SL4-7027-ULG

**CANDELA DISTRIBUTION (continued):**

	105°	110°	115°	120°	125°	130°	135°	140°	145°	150°	155°
0°	325.2	325.2	325.2	325.2	325.2	325.2	325.2	325.2	325.2	325.2	325.2
2.5°	317.3	316.0	312.9	312.3	311.4	310.1	309.7	308.2	305.1	304.4	304.7
5°	302.8	297.8	294.4	291.5	289.3	283.7	281.3	278.8	274.5	273.3	271.3
7.5°	285.8	279.8	272.8	267.9	261.9	255.8	251.2	245.1	240.5	237.6	232.5
10°	272.5	264.4	255.3	245.1	237.3	228.2	222.2	215.2	207.7	200.7	195.7
12.5°	262.6	251.2	237.9	225.9	214.5	204.8	194.1	184.3	174.9	165.5	157.2
15°	254.3	240.2	223.4	208.2	194.4	179.9	167.9	154.4	142.4	134.3	123.9
17.5°	245.5	227.2	207.4	189.7	171.8	156.7	141.6	127.3	116.0	105.2	96.7
20°	234.7	212.7	191.2	170.8	150.4	132.9	117.6	104.0	93.0	84.4	78.2
22.5°	222.8	197.0	172.0	149.7	129.2	112.2	97.6	87.7	79.4	74.6	72.9
25°	211.1	181.5	153.5	128.9	108.3	94.0	84.1	75.6	71.5	69.7	69.7
27.5°	200.4	165.7	134.6	110.6	90.8	79.4	71.9	68.5	66.5	66.5	67.5
30°	190.4	149.9	116.6	92.3	76.5	68.1	64.0	62.7	63.0	64.3	65.6
32.5°	178.7	134.8	101.1	79.4	66.5	60.8	57.7	58.0	59.6	61.7	64.0
35°	166.4	118.8	87.7	69.7	59.6	55.2	53.3	53.6	55.8	58.6	60.8
37.5°	155.4	105.9	77.3	62.2	54.4	51.7	50.1	50.5	52.0	55.4	58.3
40°	144.4	94.8	68.7	57.7	51.7	48.9	47.9	47.6	48.9	52.0	55.4
42.5°	134.8	85.4	63.7	54.4	49.8	47.3	46.0	46.0	46.6	49.1	52.6
45°	129.2	79.7	60.2	52.3	48.1	46.0	44.7	44.1	45.1	46.6	49.8
47.5°	129.2	76.9	58.0	50.8	46.9	45.1	43.5	43.2	43.5	45.1	48.1
50°	133.6	77.5	57.7	50.1	46.4	43.7	42.2	42.2	42.8	45.1	47.6
52.5°	137.4	78.8	58.6	50.8	46.4	43.2	41.3	41.0	42.0	44.1	46.4
55°	136.7	78.8	59.6	51.7	47.3	43.5	41.0	40.6	41.3	43.5	45.7
57.5°	122.3	74.1	58.6	52.3	48.5	45.1	42.5	41.6	42.2	44.1	46.0
60°	98.9	65.8	56.1	52.3	50.5	47.9	45.4	44.7	45.1	46.9	49.1
62.5°	77.5	58.6	52.9	52.0	51.3	50.1	49.1	48.5	48.5	50.1	52.0
65°	63.0	52.9	50.5	50.8	51.3	51.0	50.8	50.5	50.5	51.3	53.3
67.5°	52.6	47.6	46.9	47.9	48.5	48.9	49.1	48.9	49.1	50.1	52.3
69°	47.9	44.7	44.1	44.7	46.0	46.4	46.9	46.6	46.9	47.9	50.1
70°	45.1	42.5	42.0	42.8	43.7	44.1	44.7	44.5	44.7	45.7	47.9
72.5°	39.1	36.2	35.3	35.9	36.9	36.9	37.8	38.1	37.5	37.8	39.3
75°	33.3	30.3	28.7	28.9	28.9	28.9	29.6	29.6	28.9	28.7	28.9
77.5°	28.0	24.5	22.6	22.6	22.6	22.4	21.4	21.8	22.1	21.8	22.1
80°	22.1	19.2	17.3	17.3	17.3	16.7	16.3	16.3	17.0	17.7	17.3
82.5°	17.0	14.1	13.3	12.9	12.9	12.3	12.3	12.9	12.6	12.9	13.6
85°	12.3	10.2	9.2	9.4	9.2	8.5	8.8	9.8	9.8	9.4	10.2
87.5°	7.5	6.3	6.0	6.3	5.7	4.7	4.4	4.7	5.4	5.0	5.7
90°	9.8	9.4	9.4	8.4	7.8	7.5	7.5	7.9	8.8	8.8	8.4
92.5°	5.9	6.4	6.8	6.8	6.8	6.4	5.9	5.9	5.9	5.9	5.9
95°	6.8	7.4	7.8	7.4	6.8	6.8	6.8	6.8	6.8	6.8	6.8
97.5°	8.8	9.3	9.8	10.8	11.8	10.3	8.8	8.8	8.8	8.4	7.8
100°	22.5	24.1	25.5	26.9	28.5	24.5	20.6	16.2	11.8	10.8	9.8
102.5°	41.2	43.7	46.2	47.6	49.0	44.2	39.3	32.9	26.5	22.1	17.7
105°	63.8	66.3	68.7	69.7	70.7	66.3	61.8	54.4	47.1	41.2	35.3
107.5°	88.3	90.3	92.3	92.7	93.2	89.8	86.3	79.1	71.7	64.3	57.0



REPORT NUMBER: P271824  
 CATALOG NUMBER: ISW-AF-350-LED-E1-SL4-7027-ULG

REPORT N  
 CATALOG

**CANDELA DISTRIBUTION (continued):**

**CANDELA**

	105°	110°	115°	120°	125°	130°	135°	140°	145°	150°	155°	
110°	116.8	117.8	118.8	118.3	117.8	114.8	111.9	106.0	100.1	92.7	85.4	0°
112.5°	146.2	146.7	147.2	146.2	145.3	142.8	140.3	135.9	131.5	125.1	118.8	2.5°
115°	175.7	177.1	178.7	177.1	175.7	173.2	170.8	167.8	164.9	160.4	156.0	5°
117.5°	206.1	208.6	211.0	209.0	207.1	204.2	201.2	199.7	198.3	195.8	193.3	7.5°
120°	240.5	242.9	245.3	243.4	241.5	239.9	238.5	235.5	232.6	230.7	228.7	10°
122.5°	272.8	275.3	277.8	275.8	273.8	272.8	271.8	269.0	266.0	264.0	262.0	12.5°
125°	304.3	306.7	309.2	308.2	307.2	305.7	304.3	301.8	299.3	296.4	293.5	15°
127.5°	339.6	339.6	339.6	339.1	338.6	336.1	333.7	333.2	332.7	329.8	326.8	17.5°
130°	374.0	374.0	374.0	372.0	370.0	367.6	365.1	364.2	363.2	361.2	359.2	20°
132.5°	406.3	407.3	408.3	405.9	403.4	400.5	397.5	397.1	396.5	395.1	393.5	22.5°
135°	438.7	439.2	439.7	437.3	434.8	431.8	428.9	428.0	427.0	425.4	424.0	25°
137.5°	467.2	466.7	466.2	465.2	464.2	461.8	459.3	457.3	455.4	453.5	451.5	27.5°
140°	494.7	493.7	492.7	491.7	490.7	489.3	487.8	484.8	481.9	481.0	480.0	30°
142.5°	523.2	523.2	523.2	520.2	517.2	516.3	515.3	513.3	511.3	509.9	508.4	32.5°
145°	550.6	551.1	551.6	548.7	545.7	543.3	540.8	540.3	539.8	538.4	536.8	35°
147.5°	575.2	574.6	574.2	571.7	569.3	566.8	564.3	563.9	563.3	563.3	563.3	37.5°
150°	591.8	590.4	588.9	587.4	586.0	584.0	582.0	582.0	582.0	582.0	582.0	40°
152.5°	606.5	604.6	602.7	601.1	599.7	599.2	598.7	598.7	598.7	598.2	597.7	42.5°
155°	624.2	621.8	619.3	616.9	614.4	615.4	616.3	617.3	618.3	616.9	615.4	45°
157.5°	638.0	637.0	636.0	634.0	632.0	632.6	633.0	633.6	634.0	633.0	632.0	47.5°
160°	648.8	650.2	651.7	648.8	645.8	644.4	642.8	642.8	642.8	643.4	643.8	50°
162.5°	657.6	658.1	658.5	656.6	654.7	652.7	650.7	649.7	648.8	650.7	652.7	52.5°
165°	667.4	665.9	664.5	662.1	659.5	660.1	660.5	660.5	660.5	662.1	663.5	55°
167.5°	675.3	673.3	671.3	668.4	665.5	668.9	672.3	673.8	675.3	674.3	673.3	57.5°
170°	681.2	678.7	676.2	674.8	673.3	675.7	678.2	679.2	680.2	679.7	679.2	60°
172.5°	681.2	680.2	679.2	677.7	676.2	676.7	677.2	677.2	677.2	678.7	680.2	62.5°
175°	683.1	682.6	682.2	679.7	677.2	677.2	677.2	677.7	678.2	680.2	682.2	65°
177.5°	688.0	687.0	686.0	683.6	681.2	681.6	682.2	683.1	684.1	685.0	686.0	67.5°
180°	687.0	687.0	687.0	687.0	687.0	687.0	687.0	687.0	687.0	687.0	687.0	69°
												70°
												72.5°
												75°
												77.5°
												80°
												82.5°
												85°
												87.5°
												90°
												92.5°
												95°
												97.5°
												100°
												102.5°
												105°
												107.5°

NUMBER: P271824  
 NUMBER: ISW-AF-350-LED-E1-SL4-7027-ULG

REPORT NUMBER: P  
 CATALOG NUMBER:

**DISTRIBUTION (continued):**

160°	165°	170°	175°	180°
325.2	325.2	325.2	325.2	325.2
302.5	303.4	299.3	301.2	300.0
269.4	267.9	267.5	266.5	264.7
230.7	229.3	225.7	226.9	224.0
190.6	190.4	183.4	183.7	180.3
153.8	148.1	145.3	141.1	143.4
119.1	114.4	108.3	106.8	109.1
89.8	85.1	82.3	79.7	78.8
74.4	71.5	70.0	69.0	68.5
71.9	71.2	70.9	70.2	70.0
70.2	70.9	70.9	70.9	70.2
68.7	70.0	70.2	70.0	69.3
67.1	68.1	68.1	67.7	66.8
64.9	65.8	65.8	65.6	64.9
62.4	63.0	63.3	63.3	63.7
60.5	61.2	61.7	62.4	63.3
58.3	59.3	59.6	60.8	62.2
55.4	56.8	57.3	58.3	59.6
52.6	54.2	54.4	55.8	57.0
51.3	52.6	52.6	53.6	54.4
49.8	50.5	50.1	50.8	51.0
48.1	48.9	48.5	49.1	49.5
46.9	47.6	48.1	48.9	49.1
47.6	48.5	48.9	49.8	50.1
50.5	51.7	52.9	54.2	55.2
53.3	54.9	57.7	63.3	65.6
54.9	57.0	63.7	73.4	76.3
53.9	56.8	64.6	75.0	78.4
52.0	54.2	62.7	73.4	76.5
49.5	51.7	60.2	71.9	74.6
40.1	41.3	50.8	61.7	63.7
29.4	30.3	37.5	42.0	41.6
22.6	24.0	26.5	26.8	26.5
18.0	18.5	19.9	19.9	20.1
13.8	14.1	14.8	14.1	13.8
10.4	10.2	9.8	9.4	9.2
6.0	6.0	5.0	4.4	4.1
7.9	7.8	6.8	5.5	4.9
5.4	4.9	4.4	4.0	4.0
6.4	5.9	5.4	4.9	4.9
7.8	7.8	7.4	6.8	6.8
9.3	8.8	8.4	7.8	7.8
15.2	12.8	11.8	10.8	10.8
30.9	26.5	24.1	21.6	20.6
52.6	48.1	44.6	41.2	40.2

**CANDELA DISTRIBUTION:**

	160°
110°	79.1
112.5°	111.4
115°	150.2
117.5°	189.5
120°	225.3
122.5°	259.1
125°	291.9
127.5°	324.8
130°	357.3
132.5°	389.7
135°	421.0
137.5°	450.9
140°	479.0
142.5°	507.9
145°	535.4
147.5°	561.9
150°	582.0
152.5°	597.2
155°	614.4
157.5°	631.6
160°	645.3
162.5°	654.7
165°	663.5
167.5°	672.3
170°	679.2
172.5°	681.2
175°	683.1
177.5°	686.6
180°	687.0

'271824

ISW-AF-350-LED-E1-SL4-7027-ULG

**TION (continued):**

165°	170°	175°	180°
72.7	69.7	66.7	64.8
104.0	100.6	97.2	97.2
144.3	140.3	136.5	137.4
185.5	183.1	180.6	180.6
221.8	220.4	218.8	220.8
256.2	255.7	255.2	258.2
290.5	289.5	288.5	292.5
322.9	322.9	322.9	323.9
355.3	354.8	354.3	356.3
385.7	386.2	386.7	388.7
418.1	418.1	418.1	421.0
450.5	449.5	448.5	451.5
478.0	477.0	476.0	479.0
507.5	506.5	505.5	508.4
534.0	534.9	535.9	539.8
560.5	560.9	561.4	564.3
582.0	581.6	581.0	584.0
596.7	596.7	596.7	599.7
613.5	613.5	613.5	617.3
631.1	631.1	631.1	634.0
646.8	647.3	647.8	650.7
656.6	656.6	656.6	660.5
663.5	664.5	665.5	668.4
671.3	672.8	674.3	677.2
679.2	680.6	682.2	685.0
682.2	683.1	684.1	686.0
684.1	684.6	685.0	687.0
687.0	689.4	692.0	693.9
687.0	687.0	687.0	687.0

(END OF REPORT)